





PRPC

Applicant	Priority	Poverty	Match	Previous Funding	ENV Score	PCR Score	EXT Score	DEOB Score	Total Score	Tie Breaker
Dodson	50	20.0000	50	60	5	5	3	7	200.0000	\$ -
Higgins	50	20.0000	50	60	5	5	3	7	200.0000	\$ 65,000.00
Miami	50	18.8974	50	60	5	5	3	7	198.8974	\$ 62,500.00
Stinnett	50	17.3456	50	60	5	5	3	7	197.3456	\$ 51,842.00
Happy	50	15.4374	50	60	5	5	3	7	195.4374	\$ 51,429.00
Dumas	50	12.3962	50	60	5	5	3	7	192.3962	\$ 65,379.00
Turkey	50	12.0154	50	60	5	5	3	7	192.0154	\$ 47,000.00
Perryton	50	11.8411	50	60	5	5	3	7	191.8411	\$ 61,067.00
Stratford	50	10.3785	50	60	5	5	3	7	190.3785	\$ 51,036.00
Kress	50	20.0000	50	40	5	5	3	7	180.0000	\$ 47,930.00
Hart	50	15.4931	50	40	5	5	3	7	175.4931	\$ 46,875.00
Pampa	50	15.8031	50	40	4	5	3	7	174.8031	\$ 52,966.00
Booker	50	13.7778	50	40	5	5	3	7	173.7778	\$ 66,591.00
Dalhart	50	7.5176	50	40	5	5	3	7	167.5176	\$ 75,000.00
Darrouzett	50	14.1689	50	40	5	5	3	0	167.1689	\$ 59,000.00
Deaf Smith County	50	13.7799	50	40	5	5	3	0	166.7799	\$ 51,942.00
Canyon	40	12.4483	50	40	5	5	3	7	162.4483	\$ 67,631.00

-  Grey: Award funded in 2025 CDV application cycle
-  Blue: Funding range for 2026 CDV Due 5/15/2026
-  Light Blue: Funding range for 2026 CDV Supplemental Round due 7/24/2026
-  Pink: Application not eligible for funding